
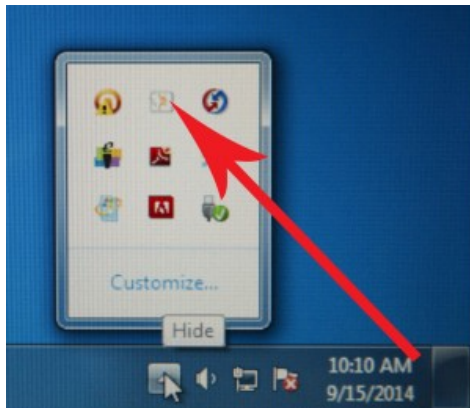


Calibrating the Promethean Board can also be done through the task bar on the computer.

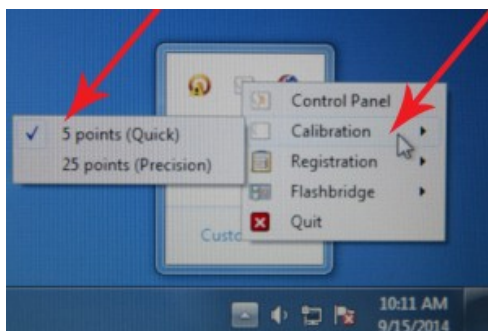
Select the triangle on the bottom right of the taskbar of a PC.



Select the Promethean icon and RIGHT click on it – PC



Select calibration from the menu. Then select 5 points.



Calibration points will appear on your Promethean Board. Follow the on screen directions.